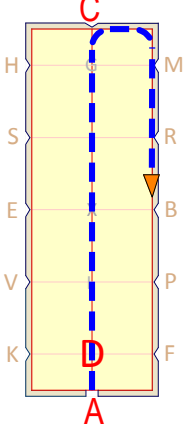
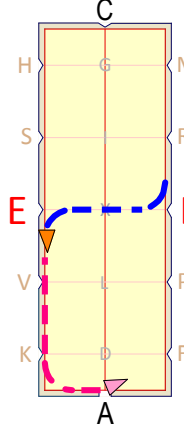
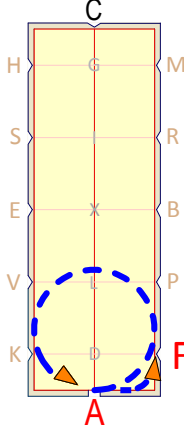
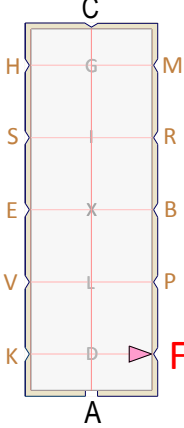
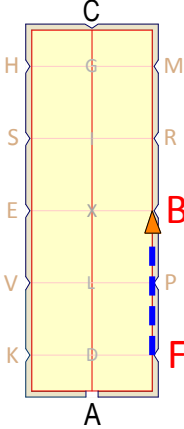
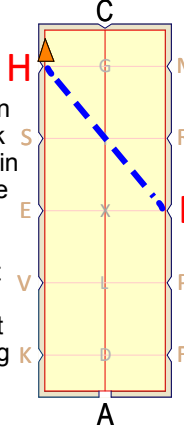
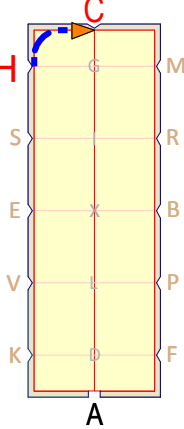
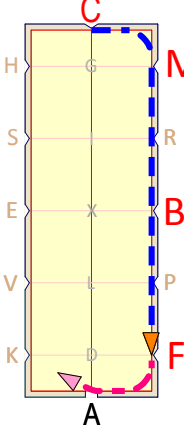
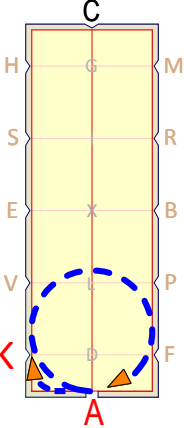
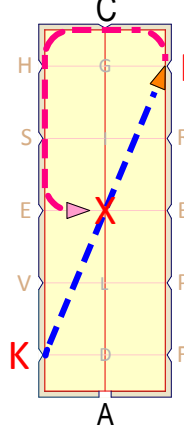
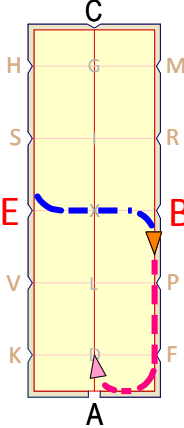
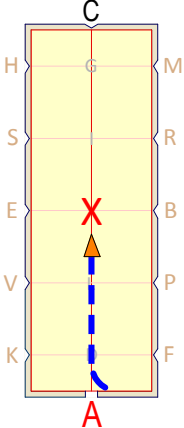
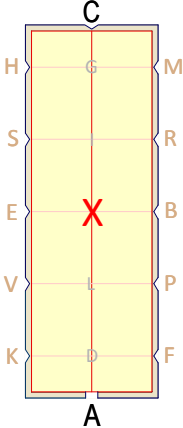


All trot work is sitting or rising

Diagrams © courtesy Nick Stanford of The Dressage Directory. email : web@dressagedirectory.com
Diagrams are an indication only and should always be used in conjunction with the Official EA Test Sheets which take precedence

<p>1</p> <p>"A" Enter in medium walk</p> <p>"D" Working trot</p> <p>"C" Track right</p> 	<p>2</p> <p>"B" Turn right</p> <p>"E" Track left</p> 	<p>3</p> <p>"A" Circle left 20m diameter in working trot</p> <p>AF Working trot</p> 	<p>4</p> <p>"F" Transition to medium walk</p> 														
<p>5</p> <p>FB Medium walk</p> 	<p>6</p> <p>BH Change rein in free walk on a long rein allowing the horse to lower and stretch out head and neck whilst maintaining contact</p> 	<p>7</p> <p>Between HC Retake the reins and proceed in medium walk</p> <p>"C" Working trot</p> 	<p>8</p> <p>CMBF Working trot</p> 														
<p>9</p> <p>"A" Circle right 20m diameter in working trot</p> <p>AK Working trot</p> 	<p>10</p> <p>KXM Change rein</p> 	<p>11</p> <p>"E" Turn left</p> <p>"B" Track right</p> 	<p>12</p> <p>"A" Down centreline</p> <p>Before "X" Medium walk</p> 														
<p>Collective Marks</p> <table border="0"> <tr><td>Paces</td><td>10 x 1</td></tr> <tr><td>Impulsion</td><td>10 x 1</td></tr> <tr><td>Submission</td><td>10 x 2</td></tr> <tr><td>Rider's Position</td><td>10 x 2</td></tr> </table> <p>Course Errors</p> <table border="0"> <tr><td>1st</td><td>- 2</td></tr> <tr><td>2nd</td><td>- 4 (= - 6)</td></tr> <tr><td>3rd</td><td>Elimination</td></tr> </table>		Paces	10 x 1	Impulsion	10 x 1	Submission	10 x 2	Rider's Position	10 x 2	1st	- 2	2nd	- 4 (= - 6)	3rd	Elimination	<p>13</p> <p>"X" Halt-Immobility-Salute</p> 	<p>Instructions</p> <p>To be ridden in an ordinary snaffle</p> <p>Transitions into and out of the halt may be made through the walk.</p> <p>Riders are urged to read Section 11 - Notes for Competitors in the EA rule book</p>
Paces	10 x 1																
Impulsion	10 x 1																
Submission	10 x 2																
Rider's Position	10 x 2																
1st	- 2																
2nd	- 4 (= - 6)																
3rd	Elimination																

Leave arena in walk on a long rein at A

Preparatory A ©

Effective 1/1/14

Caller Sheet courtesy of Nick Stanford of The Dressage Directory©2013. E-mail: web@dressagedirectory.com
Caller Sheets should always be used in conjunction with the Official EA Test Sheets which take precedence.

1	A	Enter in medium walk
	D	Working trot
	C	Track right
2	B	Turn right
	E	Track left
3	A	Circle left 20m diameter in working trot
	AF	Working trot
5	FB	Medium walk
6	BH	Change rein in free walk on a long rein allowing the horse to lower and stretch out head and neck whilst maintaining contact
7	Between	
	HC	Retake the reins and proceed in medium walk
	C	Working trot
8	CMBF	Working trot
9	A	Circle right 20m diameter in working trot
	AK	Working trot
10	KXM	Change rein
11	E	Turn left
	B	Track right
12	A	Down centreline
13	Before	
	X	Medium walk
	X	Halt-Immobility-Salute

Leave arena in walk on long rein at A